

FINN 6032F

60 x 32 x 25 inches

BUILDERS' CHOICE
ACRYLX™ FREESTANDING



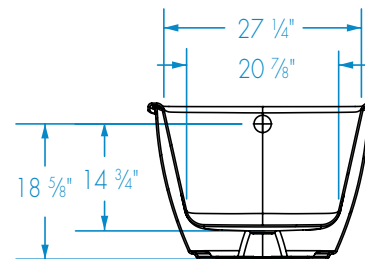
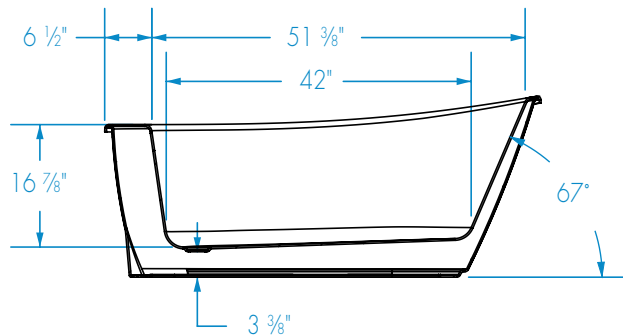
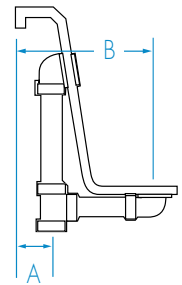
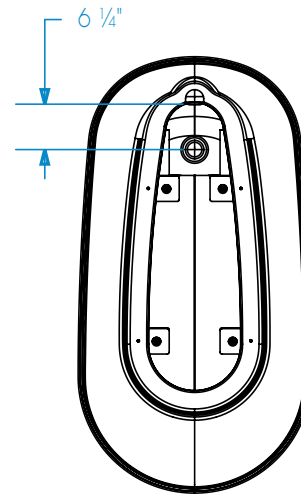

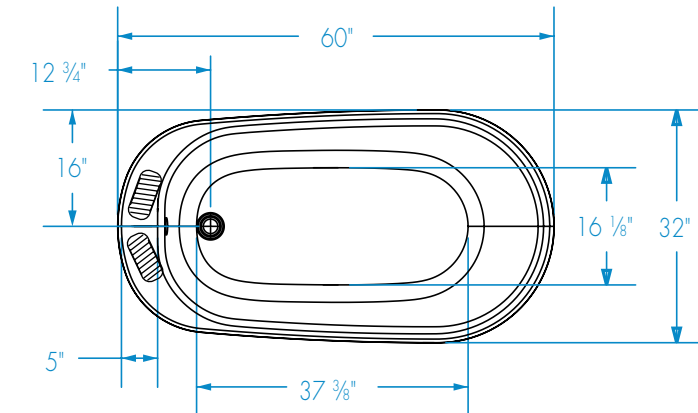
FEATURES ~

- 2-piece freestanding bathtub with end drain
- Comfortable raised backrest
- Faucet can be deck-mounted or floor-mounted
- Above-the-Floor Rough (AFR)
- Available F² Drain option allows quick drain connection and perfect alignment for easy installation
- AcrylX™ applied acrylic surface
- Available in White only
- Lifetime limited warranty




FINN 6032F

60 x 32 x 25 inches



Tub-mounted Faucetry

— suggested location

 : Recommended faucet area 2 sections of 1.57" (L) x 3" (W). Depth recommended for straight pipes 8". All dimensions are approximate. Structure measurements must be verified against the unit to ensure proper fit.

FEATURES Dimensional Tolerance $\pm 3/8"$. Dimensions needed for site preparation should be measured from the unit. Manufacturer assumes no responsibility for preparatory work.

Type and Model #W	Material	Drain	Pkg. Wt. lbs
Soaker #W2AX6032FTO	Acrylic	End drain	130

DIMENSIONS inches

Width	Depth	Height	Skirt Height
60	32	24 7/8	—

SUMP DATA inches

Capacity to Overflow gal	Min. Operating Capacity gal	WIDTH @ centerline		DEPTH @ centerline	
		Top	Bottom	Top	Bottom
44	—	51 3/8	42	27 1/4	20 7/8

PLUMBING DIMENSIONS inches

A	B	Drain Diameter / Clearance
5 7/8	12 3/4	2 / 3 3/8