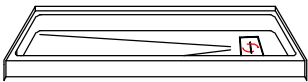


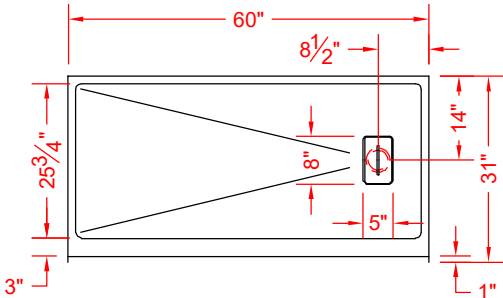
MODEL: P6030SQ.V2* L/R

REMODELER

*ALL ACCESSORIES OPTIONAL

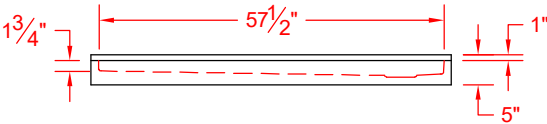


PERSPECTIVE VIEW - N.T.S.
MODEL SHOWN HERE AS:
RIGHT DRAIN




TOP VIEW - SCALE $\frac{3}{8}'' = 1'-0''$

Features:
-Molded, one-piece gelcoat/fiberglass shower pan



FRONT ELEVATION - SCALE: $\frac{3}{8}'' = 1'-0''$

<div>PRODUCT SPECIFICATIONS:</div> <div>-Single-piece shower pan shall be constructed of gelcoat/fiberglass</div> <div>-Rough-In: Stud opening +1/4" -0" Nominal Dimensions.</div> <div>C.S.I. FORMAT SPECIFICATION TEXT AVAILABLE</div>		
<div>PRODUCT INFORMATION:</div> <div>-Accessories: Factory installed, unless prone to damage during installation/shipping. Polished chrome/satin stainless standard, others available.</div> <div>-Colors: White as standard, others to match any major fixture manufacturer, also available with sprayable solid surface in many colors</div>	<div>ACCESSORIES:</div> <div>INSTALLED BY OTHERS:</div> <div>-Drain grate and No-caulk brass drain (INCLUDED)</div>	<div>CODES:</div> <div>Designed and manufactured in compliance with the following standards and codes:</div> <div>-ANSI Z124.2 Standards for Plastic Showers</div> <div>-UPC / IPC compliant when in accordance with Section 408.6 (UPC, 2021)</div>
<div> bestbath Intelligent Designs</div> <div>We reserve the right to make revisions without notice in the design of fixtures or in packaging unless this right has specifically been waived at the time the order is accepted.</div>		<div>NOTICE OF LIMITATION:</div> <div>-Not I.P.C. International Plumbing Code & U.P.C. Uniform Plumbing Code for new construction</div>