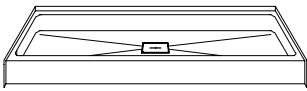


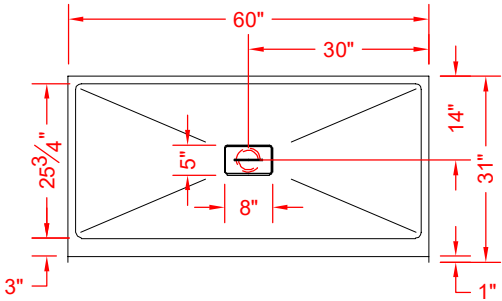
MODEL: P6030SQ.V2\*

REMODELER

\*ALL ACCESSORIES OPTIONAL



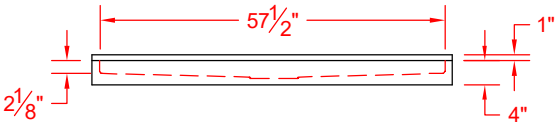
PERSPECTIVE VIEW - N.T.S.



TOP VIEW - SCALE  $\frac{3}{8}'' = 1'-0''$

Features:

- Molded, one-piece gelcoat/fiberglass shower pan



FRONT ELEVATION - SCALE:  $\frac{3}{8}'' = 1'-0''$

PRODUCT SPECIFICATIONS:

- Single-piece shower pan shall be constructed of gelcoat/fiberglass
- Rough-In: Stud opening +1/4" -0" Nominal Dimensions.

C.S.I. FORMAT SPECIFICATION TEXT AVAILABLE

PRODUCT INFORMATION:

- Accessories: Factory installed, unless prone to damage during installation/shipping. Polished chrome/satin stainless standard, others available.
- Colors: White as standard, others to match any major fixture manufacturer, also available with sprayable solid surface in many colors

ACCESSORIES:

- INSTALLED BY OTHERS:
- Drain grate and No-caulk brass drain (INCLUDED)

CODES:

- Designed and manufactured in compliance with the following standards and codes:
- ANSI Z124.2 Standards for Plastic Showers
- UPC / IPC compliant when in accordance with Section 408.6 (UPC, 2021)

NOTICE OF LIMITATION:

- Not I.P.C. International Plumbing Code & U.P.C. Uniform Plumbing Code for new construction



We reserve the right to make revisions without notice in the design of fixtures or in packaging unless this right has specifically been waived at the time the order is accepted.