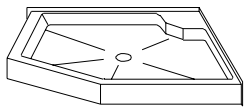


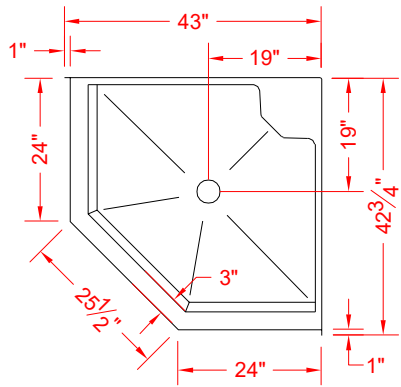
MODEL: NP4242.V2\*

\*ALL ACCESSORIES OPTIONAL

REMODELER



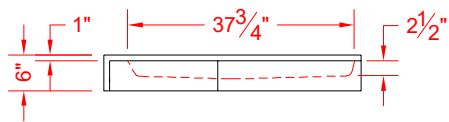
PERSPECTIVE VIEW - N.T.S.



TOP VIEW - SCALE  $\frac{3}{8}'' = 1'-0''$

Features:

- Molded, one-piece gelcoat/fiberglass shower pan



FRONT ELEVATION - SCALE:  $\frac{3}{8}'' = 1'-0''$

PRODUCT SPECIFICATIONS:

- Single-piece shower pan shall be constructed of gelcoat/fiberglass
- Rough-In: Stud opening + 1/4"-0" Nominal Dimensions.

C.S.I. FORMAT SPECIFICATION TEXT AVAILABLE

PRODUCT INFORMATION:

- Colors: White as standard, others to match any major fixture manufacturer, also available with sprayable solid surface in many colors

OPTIONAL ACCESSORIES:

INSTALLED BY OTHERS:

- No-caulk brass drain

CODES:

- Designed and manufactured in compliance with the following standards and codes:
- A.N.S.I. Z124.2 Standards for Plastic Showers
  - I.P.C. International Plumbing Code
  - U.P.C. Uniform Plumbing Code

NOTICE OF LIMITATION:



We reserve the right to make revisions without notice in the design of fixtures or in packaging unless this right has specifically been waived at the time the order is accepted.