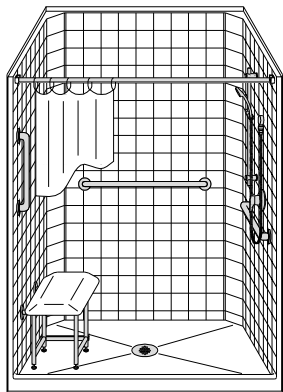


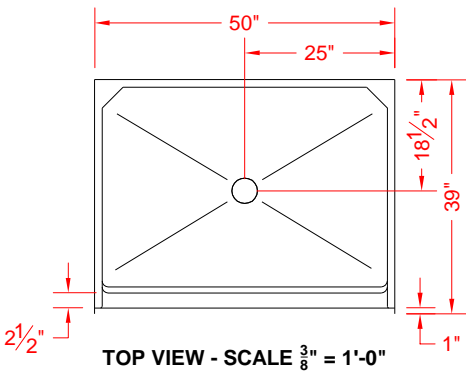
MODEL: LCS5038CP

INDEPENDENT LIVING

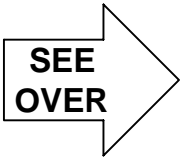
ALL ACCESSORIES OPTIONAL




PERSPECTIVE VIEW - N.T.S.  
MODEL SHOWN HERE AS:  
LEFT SEAT  
RIGHT PLUMBING



TOP VIEW - SCALE  $\frac{3}{8}'' = 1'-0''$



- Features:
- Molded, one piece gelcoat/fiberglass shower module
  - "Classic Tile" wall finish, white (standard)
  - Integral full wood backing for strength and unlimited accessory placement



FRONT ELEVATION - SCALE:  $\frac{3}{8}'' = 1'-0''$

\* - SEE BACK FOR DETAIL SECTIONS

PRODUCT SPECIFICATIONS:

- One piece shower module shall be constructed of gelcoat/fiberglass with full integral plywood backing
- Rough-In: Stud opening +1/4" -0" Nominal Dimensions.
- Door opening 47-1/2" x 75-1/4"
- C.S.I. FORMAT SPECIFICATION TEXT AVAILABLE

PRODUCT INFORMATION:

- Accessories: Factory installed, unless prone to damage during installation/shipping. Polished chrome/satin stainless standard, others available.
- Colors: White as standard, others to match any major fixture manufacturer, also available with sprayable solid surface in many colors
- Custom curb heights, other than shown, are available (between min. and max.)

ACCESSORIES:

INSTALLED AT FACTORY:

- Grab bar
- Seat, folding
- Mixing valve, pressure balanced, lever handle, preplumbed tree to supply elbow
- Soap dish

INSTALLED BY OTHERS:

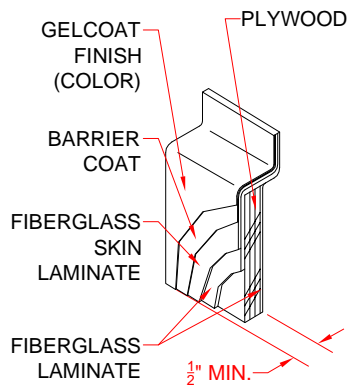
- Curtain and rod
- Semi-permanent Threshold Adaptor
- Caulkless drain

CODES:

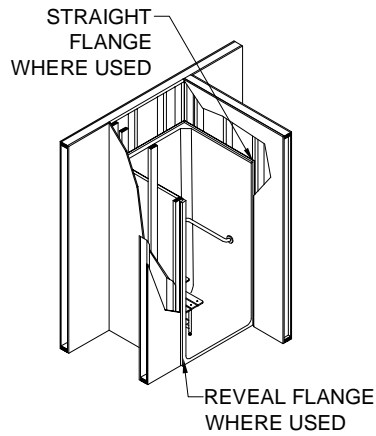
- Designed and manufactured in compliance with the following standards and codes:
- A.N.S.I. Z124.2 Standards for Plastic Showers
  - I.P.C. International Plumbing Code
  - U.P.C. Uniform Plumbing Code

NOTICE OF LIMITATION:

# INDEPENDENT LIVING



**DETAIL B - SCALE: 3" = 1'-0"**  
**WALL SECTION DETAIL**



**DETAIL C - SCALE: NTS**  
**TYPICAL FRAMING**