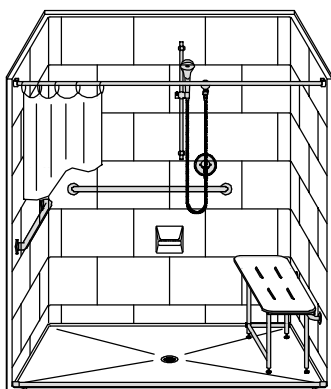
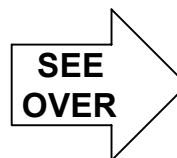
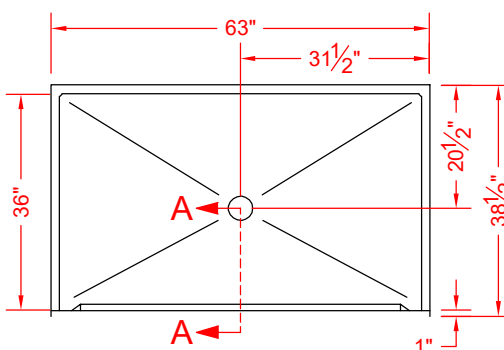


MODEL: LB3S26337A75B*

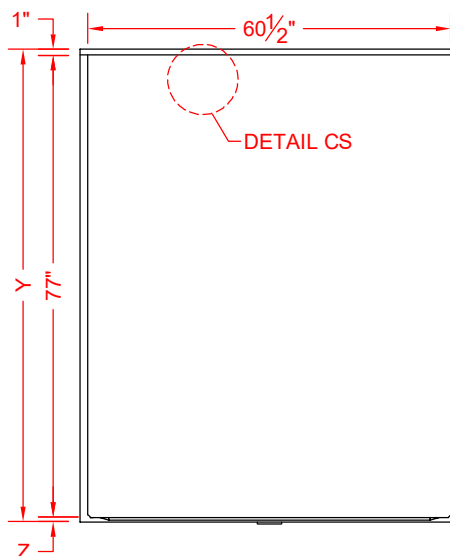
*ALL ACCESSORIES OPTIONAL



PERSPECTIVE VIEW - N.T.S.
MODEL SHOWN HERE AS:
 RIGHT PLUMBING
 RIGHT SEAT



TOP VIEW - SCALE $\frac{3}{8}$ " = 1'-0"



FRONT ELEVATION - SCALE: $\frac{3}{8}$ " = 1'-0"

Features:

- ADA compliant single-piece roll-in shower
- Molded one-piece gelcoat/fiberglass shower module
- "Subway Tile", 12" x 18" simulated tile wall finish, white (standard)
- Integral full wood backing for strength and unlimited accessory placement
- Available in various threshold heights
- On all threshold heights 1-1/4" or shorter, no mud set is required, but an adhesive kit is supplied
- On all threshold heights 1-1/2" or taller, no mud set is required

*OTHER THRESHOLD HEIGHTS AVAILABLE UPON REQUEST

	UNIT HEIGHT	THRESHOLD HEIGHT
MODEL #	Y	Z*
LB3S26337A75B	78-3/4"	3/4" MIN.
LB3S26337A2B	80"	2" MAX.

* - SEE BACK FOR DETAIL SECTIONS

PRODUCT SPECIFICATIONS:

- Single-piece module shall be constructed of gelcoat/fiberglass with full integral plywood backing in the walls.
- Rough-In: Stud opening +1/4" – 0" Nominal Dimensions

C.S.I. FORMAT SPECIFICATION TEXT AVAILABLE

PRODUCT INFORMATION:

- Accessories: Factory installed, unless prone to damage during installation/shipping. Polished chrome/satin stainless standard, others available. (not applicable to pans/bases)
- Colors: White as standard, others to match any major fixture manufacturer, also available with sprayable solid surface in many colors
- Custom threshold heights available

OPTIONAL ACCESSORIES:

INSTALLED AT FACTORY:

- Seat, folding
- Grab bar
- Soap dish
- Mixing valve, pressure-balancing, lever handle, pre-plumbed tree to supply elbow
- Curtain rod brackets

INSTALLED BY OTHERS:

- Curtain and Rod
- No-caulk brass drain
- T-shaped WaterStopper kit
- Semi-permanent threshold adapter

CODES:

Designed and manufactured in compliance with the following standards and codes:

- ANSI Z124.2 Standards for Plastic Shower
- ADA Accessibility Guidelines for Buildings and Facilities
- ANSI A117.1 A - Accessible and Usable Buildings and Facilities
- ANSI A117.1 B - Accessible and Usable Buildings and Facilities
- IPC International Plumbing Code
- UPC Uniform Plumbing Code

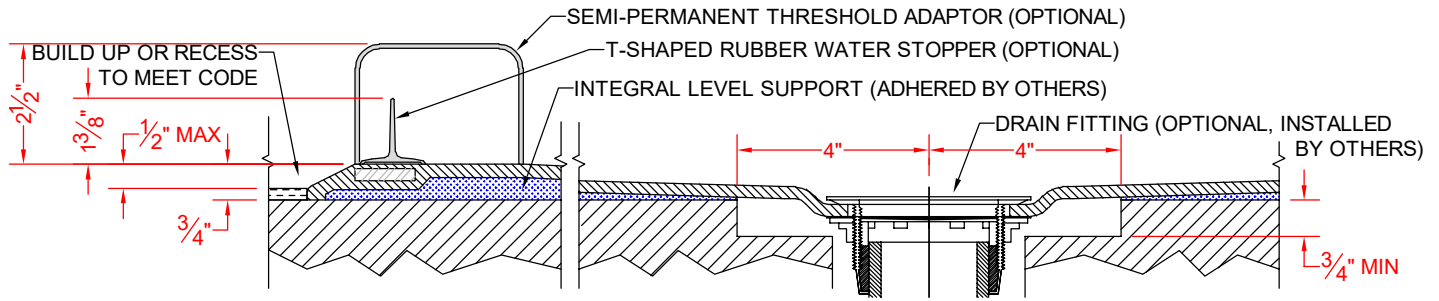
NOTICE OF LIMITATION:

- Recess as needed to meet code
- Adhere to floor as required



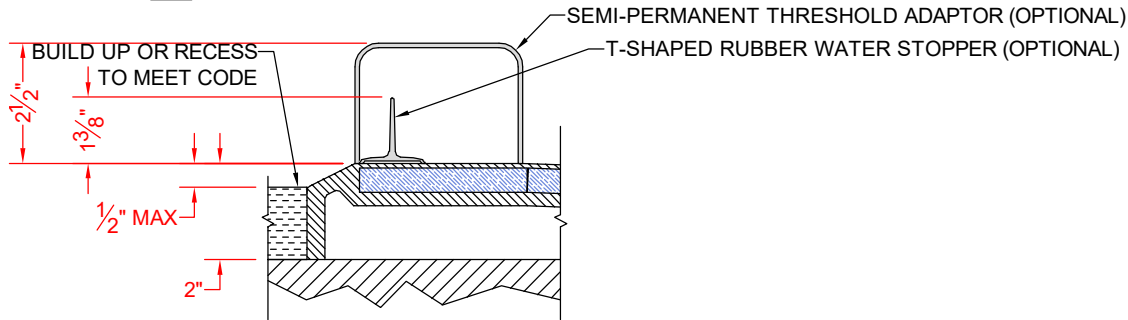
We reserve the right to make revisions without notice in the design of fixtures or in packaging unless this right has specifically been waived at the time the order is accepted.

□ LB3S26337A75B



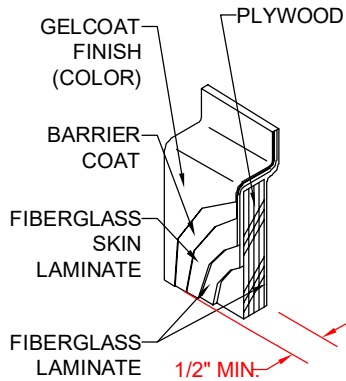
SECTION A-A - SCALE: 3" = 1'-0"

□ LB3S26337A2B

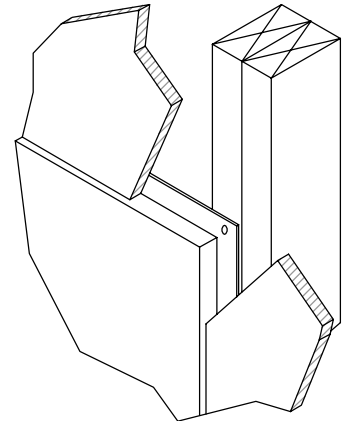


SECTION A-A - SCALE: 3" = 1'-0"

****OTHER THRESHOLD HEIGHTS AVAILABLE UPON REQUEST****



DETAIL CS - SCALE: N.T.S.
CROSS SECTION DETAIL



DETAIL DD - SCALE: N.T.S.
DRYWALL DETAIL