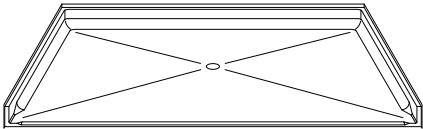
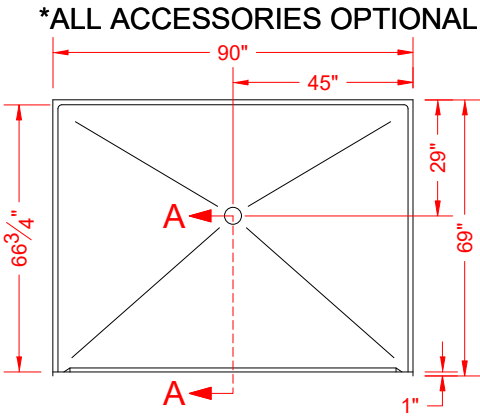


MODEL: UF9068\* (A1B)



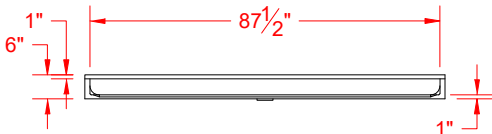
PERSPECTIVE VIEW - N.T.S.



TOP VIEW - SCALE  $\frac{3}{8}'' = 1'-0''$

Features:

- Molded, one-piece gelcoat/fiberglass shower floor module



FRONT ELEVATION - SCALE:  $\frac{3}{8}'' = 1'-0''$

\* - SEE BACK FOR DETAIL SECTIONS

PRODUCT SPECIFICATIONS:

- Single-piece shower floor module shall be constructed of gelcoat/fiberglass
- Rough-In: Stud opening +1/4" -0" Nominal Dimensions.

C.S.I. FORMAT SPECIFICATION TEXT AVAILABLE

PRODUCT INFORMATION:

- Colors: White as standard, others to match any major fixture manufacturer, also available with sprayable solid surface in many colors

OPTIONAL ACCESSORIES:

- INSTALLED BY OTHERS:
- No-caulk brass drain

CODES:

- Designed and manufactured in compliance with the following standards and codes:
- ANSI Z124.2 Standards for Plastic Showers
  - ADA Accessibility Guidelines for Buildings and Facilities
  - ANSI A117.1 A - Accessible and Usable Buildings and Facilities
  - ANSI A117.1 B - Accessible and Usable Buildings and Facilities
  - IPC International Plumbing Code
  - UPC Uniform Plumbing Code

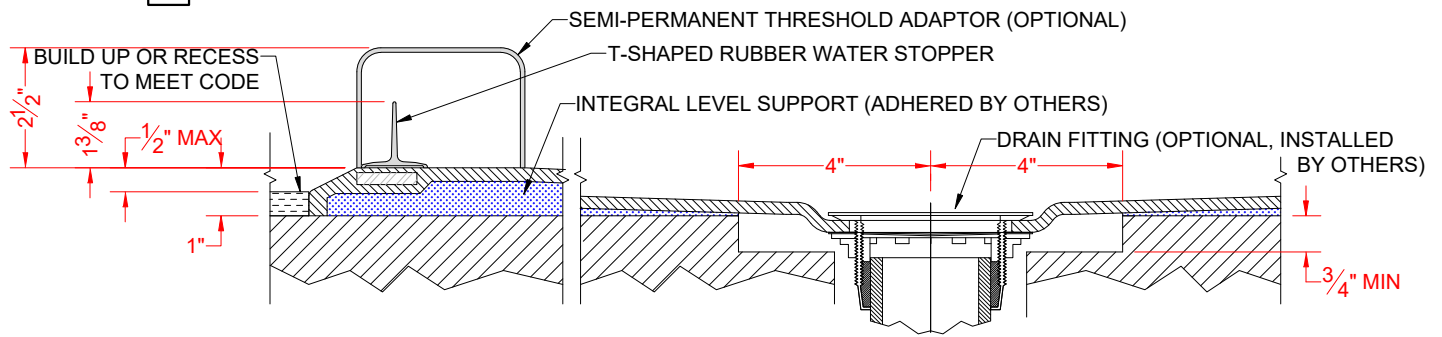
NOTICE OF LIMITATION:

- Adhere to floor as required



*We reserve the right to make revisions without notice in the design of fixtures or in packaging unless this right has specifically been waived at the time the order is accepted.*

□ UF9068



SECTION A-A - SCALE: 3" = 1'-0"