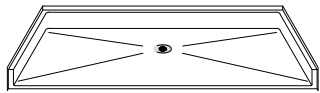


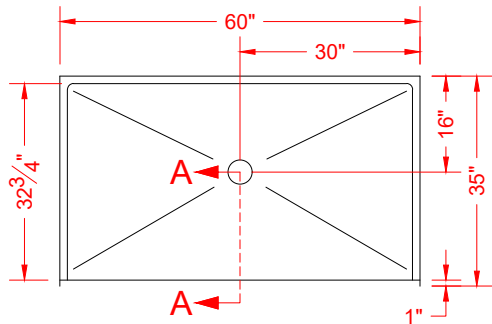
MODEL: P6034B75T*

*ALL ACCESSORIES OPTIONAL

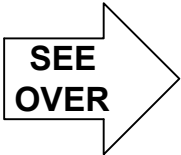
**BARRIER
FREE**



PERSPECTIVE VIEW - N.T.S.



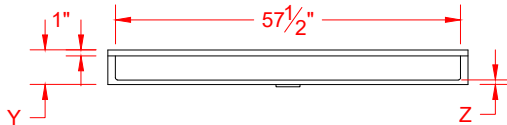
TOP VIEW - SCALE $\frac{3}{8}'' = 1'-0''$



Features:

- Molded, one-piece gelcoat/fiberglass shower pan
- Available in various Threshold heights
- On all threshold heights 1-1/4" or shorter, no mud set is required, but an adhesive kit is supplied
- On all threshold heights 1-1/2" or taller, no mud set is required

***OTHER THRESHOLD HEIGHTS
AVAILABLE UPON REQUEST**



FRONT ELEVATION - SCALE: $\frac{3}{8}'' = 1'-0''$

	UNIT HEIGHT	THRESHOLD HEIGHT
MODEL #	Y	Z*
P6034B75T	5-3/4"	3/4" MIN
P6034B2T	7"	2" MAX

* - SEE BACK FOR DETAIL SECTIONS

PRODUCT SPECIFICATIONS:

- Single-piece shower pan shall be constructed of gelcoat/fiberglass
- Rough-In: Stud opening +1/4" -0" Nominal Dimensions.

C.S.I. FORMAT SPECIFICATION TEXT AVAILABLE

PRODUCT INFORMATION:

- Colors: White as standard, others to match any major fixture manufacturer, also available with sprayable solid surface in many colors
- Custom curb heights, other than shown, are available (between min. and max.)

OPTIONAL ACCESSORIES:

INSTALLED BY OTHERS:

- T-shaped rubber WaterStopper kit
- Semi-permanent threshold adapter
- No-caulk brass drain

CODES:

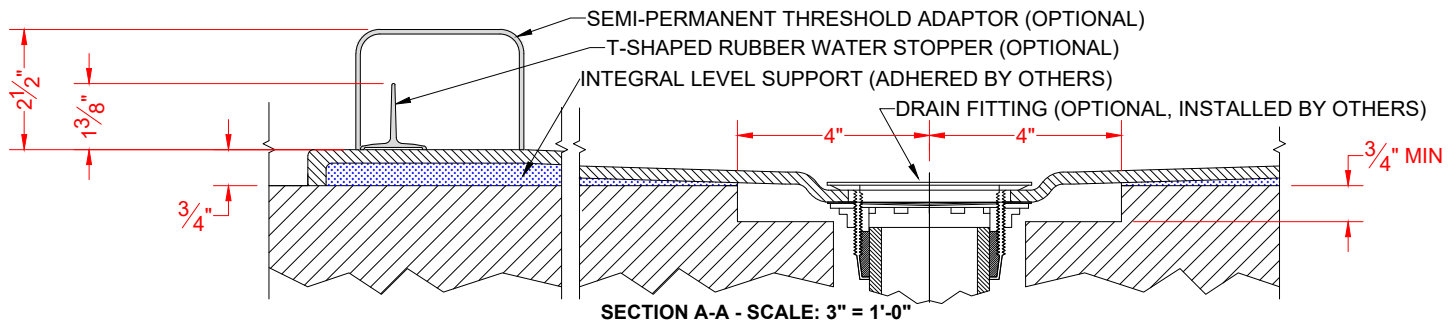
- Designed and manufactured in compliance with the following standards and codes:
- ANSI Z124.2 Standards for Plastic Showers
 - ANSI A117.1 B - Accessible and Usable Buildings and Facilities
 - IPC International Plumbing Code
 - UPC Uniform Plumbing Code

NOTICE OF LIMITATION:

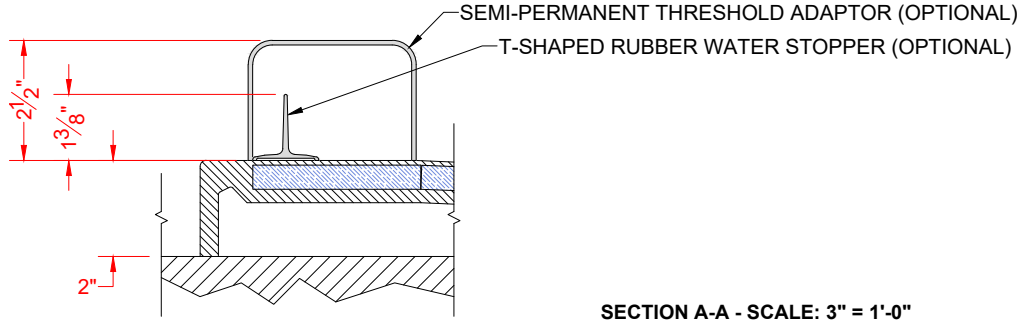


We reserve the right to make revisions without notice in the design of fixtures or in packaging unless this right has specifically been waived at the time the order is accepted.

P6034B75T



P6034B2T



****OTHER THRESHOLD HEIGHTS AVAILABLE UPON REQUEST****