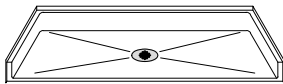


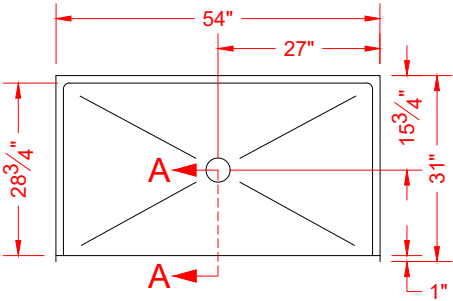
MODEL: P5430B75T\*

\*ALL ACCESSORIES OPTIONAL

**BARRIER  
FREE**



PERSPECTIVE VIEW - N.T.S.

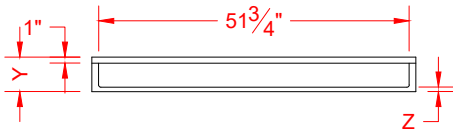


TOP VIEW - SCALE  $\frac{3}{8}'' = 1'-0''$



**Features:**

- Molded, one-piece gelcoat/fiberglass shower pan
- Available in various Threshold heights
- On all threshold heights 1-1/2" or taller, no mud set is required
- On all threshold heights 1-1/4" or shorter, no mud set is required and an anchoring adhesive kit is supplied



FRONT ELEVATION - SCALE:  $\frac{3}{8}'' = 1'-0''$

**\*OTHER THRESHOLD HEIGHTS  
AVAILABLE UPON REQUEST**

MODEL #	UNIT THRESHOLD	
	HEIGHT	HEIGHT
P5430B75T	Y	Z*
P5430B2T	5-3/4"	3/4" MIN
	7"	2" MAX

\* - SEE BACK FOR DETAIL SECTIONS

**PRODUCT SPECIFICATIONS:**

- Single-piece shower pan shall be constructed of gelcoat/fiberglass
- Rough-In: Stud opening +1/4" -0" Nominal Dimensions.

C.S.I. FORMAT SPECIFICATION TEXT AVAILABLE

**PRODUCT INFORMATION:**

- Colors: White as standard, others to match any major fixture manufacturer, also available with sprayable solid surface in many colors
- Custom curb heights, other than shown, are available (between min. and max.)

**OPTIONAL ACCESSORIES:**

- INSTALLED BY OTHERS:
- T-shaped WaterStopper kit
  - Semi-permanent threshold adapter
  - No-caulk brass drain

**CODES:**

Designed and manufactured in compliance with the following standards and codes:  
-A.N.S.I. Z124.2 Standards for Plastic Showers

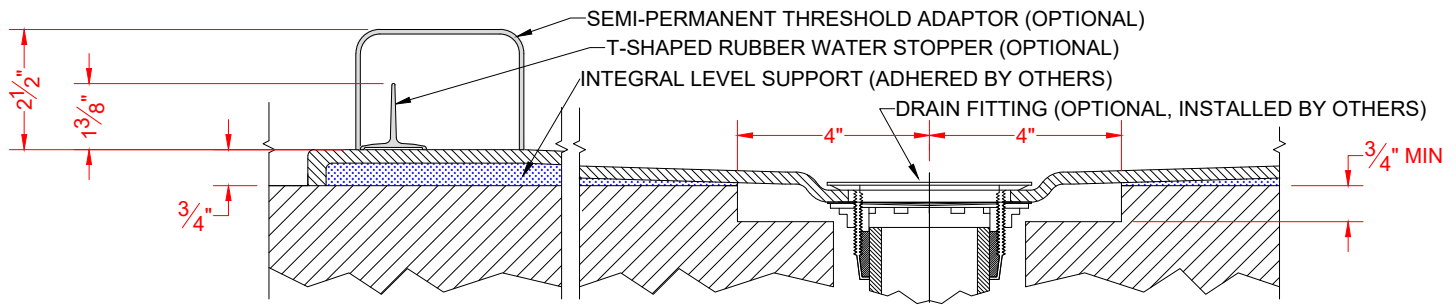
**NOTICE OF LIMITATION:**

- Adhere to floor as required
- Does not meet:
  - I.P.C. International Plumbing Code
  - U.P.C. Uniform Plumbing Code



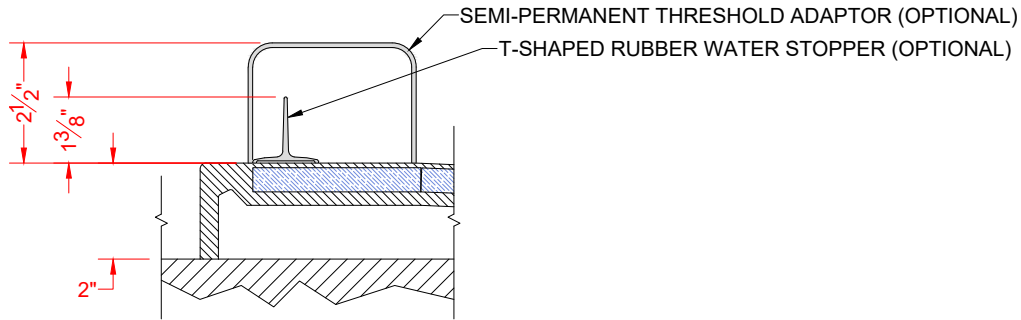
*We reserve the right to make revisions without notice in the design of fixtures or in packaging unless this right has specifically been waived at the time the order is accepted.*

## ☐ P5430B75T



SECTION A-A - SCALE: 3" = 1'-0"

## ☐ P5430B2T



SECTION A-A - SCALE: 3" = 1'-0"

**\*\*OTHER THRESHOLD HEIGHTS AVAILABLE UPON REQUEST\*\***